

USE OF TWO ODORANTS TO CONTROL *BACTROCERA OLEAE* AND *CERATITIS CAPITATA*

Cindy MÉNAGÉ^{1,2}, Martine BERTHELOT-GROSJEAN², Yaël GROSJEAN²

¹SATT Sayens, Dijon, France

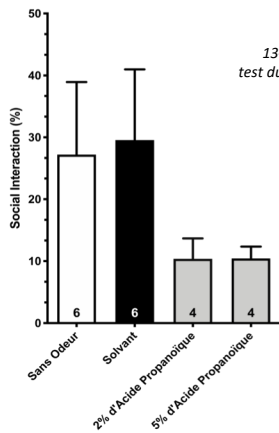
²Centre des Sciences du Goût et de l'Alimentation, CNRS, INRAE, AgroSup, UBFC, Dijon, France

Recently we discovered an innovative solution to control *Drosophila suzukii* behavior¹. Using this knowledge, we started to investigate the possibility to apply this strategy to insects considered as pests, like *Bactrocera oleae* (olive fruit fly) and *Ceratitis capitata* (Mediterranean fruit fly) to modify their social behavior.

1. Social interaction



13-19 days old
test during 10 min

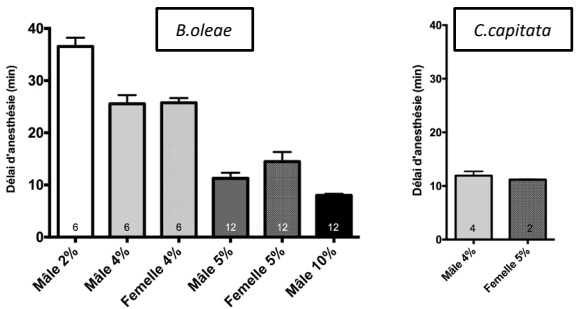


B.oleae males show less interactions towards females if there is propanoic acid.

2. Reversible anesthesia

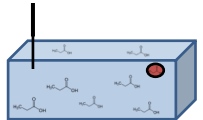
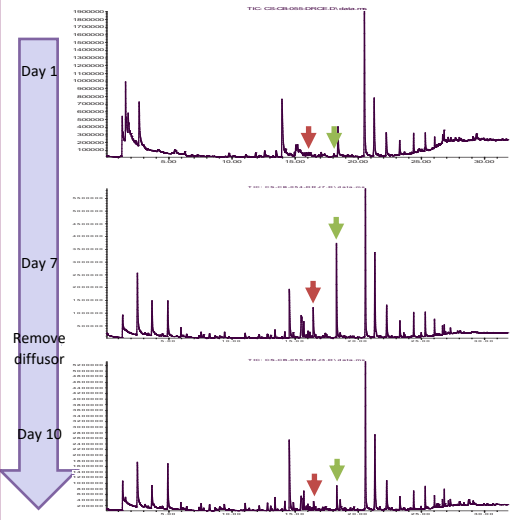


3-9 days old



The time to anesthesia decrease with the increase of concentration of propanoic acid .
C.capitata are more sensitive than *B.oleae*.

3. Diffusion and persistence of the odor



GC-MS using SPME fiber
Exposure time : 10 min
10% of each acid

In a closed environment, the diffusor release slowly the odor.
After removing the diffusor, acids are still detected.

This new technology² could be interesting to avoid infestation of fruits by limiting egg laying and population propagation while respecting the environment.

References :

- ¹Poster «BIOCONTROL OF DROSOPHILA SUZUKII BY TWO FATTY ACIDS», Berthelot-Grosjean, in this meeting.
- ²Patent n° PCT/EP2020/075386.